

SCREEN-DECO[®]
ARCHITECTURAL GRIDS
WELDED FROM PROFILE WIRES

Architectural welded grids

SCREEN DECO®

SCREEN DECO® grids is an innovative solution that constitutes our answer to the expectations of the contemporary architecture, characterised by the search for new, minimalistic forms and extraordinary functionality. A unique design of the solution makes it possible to customise the parameters to a specific application. Advanced production technologies guarantee the highest precision and aesthetic qualities. Get to know the grids that open up new opportunities in terms of space creation and products to all architects, designers, and engineers. Get to know the grids that are better than others...



Grids better than others

Explore the unique features of SCREEN DECO® welded grids and discover their huge design potential. See the versatility of application and let us inspire you with our projects. Check out our production capabilities and professional support at all stages of order execution, and you will become our regular Customer.

Standard grids

Based on our 25 years of experience in designing and manufacturing of welded grids, we offer our Customers the use of proven grid configurations. Save time and money by using our standard parameters.

[>> Read more on pages 6-8](#)

Production capabilities

We know very well that new applications require an individual approach. They also require an original design, just as ambitious projects. Do not limit yourself and get to know our production capabilities.

[>> Read more on pages 9-18](#)

Treatment and finishes

Relying on our modern and well-developed machinery and a highly-qualified team of specialists, we provide comprehensive treatment of grids in terms of their sizing, shaping, fitting, and surface finishes.

[>> Read more on pages 19-23](#)

We provide professional advice on the selection of optimal technical parameters and variants of our SCREEN DECO grids.



SCREEN DECO® line is a rich offer of welded grids. It is the discipline of form and the simplicity of shape that brings order to the space around it and, at the same time, gives it a specific elegance of its own. Grids of this type are characterised by high aesthetic qualities, as well as exceptional durability and strength. Wide technological opportunities of welding enable us to also provide solutions with very sophisticated parameters.

Advanced welding technology

The advanced electrofusion welding technology, by which the profiles are joined together with the support rods, ensures that a precise slot and the highest parameters in terms of flatness and straightness are achieved.

Adjusted grid height (h)

In order to obtain a required grid height, adequate support rods are selected. It is possible to weld different types of support rods within the same grid.

Appropriate support rod spacing (tQ)

Spacing of support rods as bearing elements is adjusted to particular design requirements.

Modern design

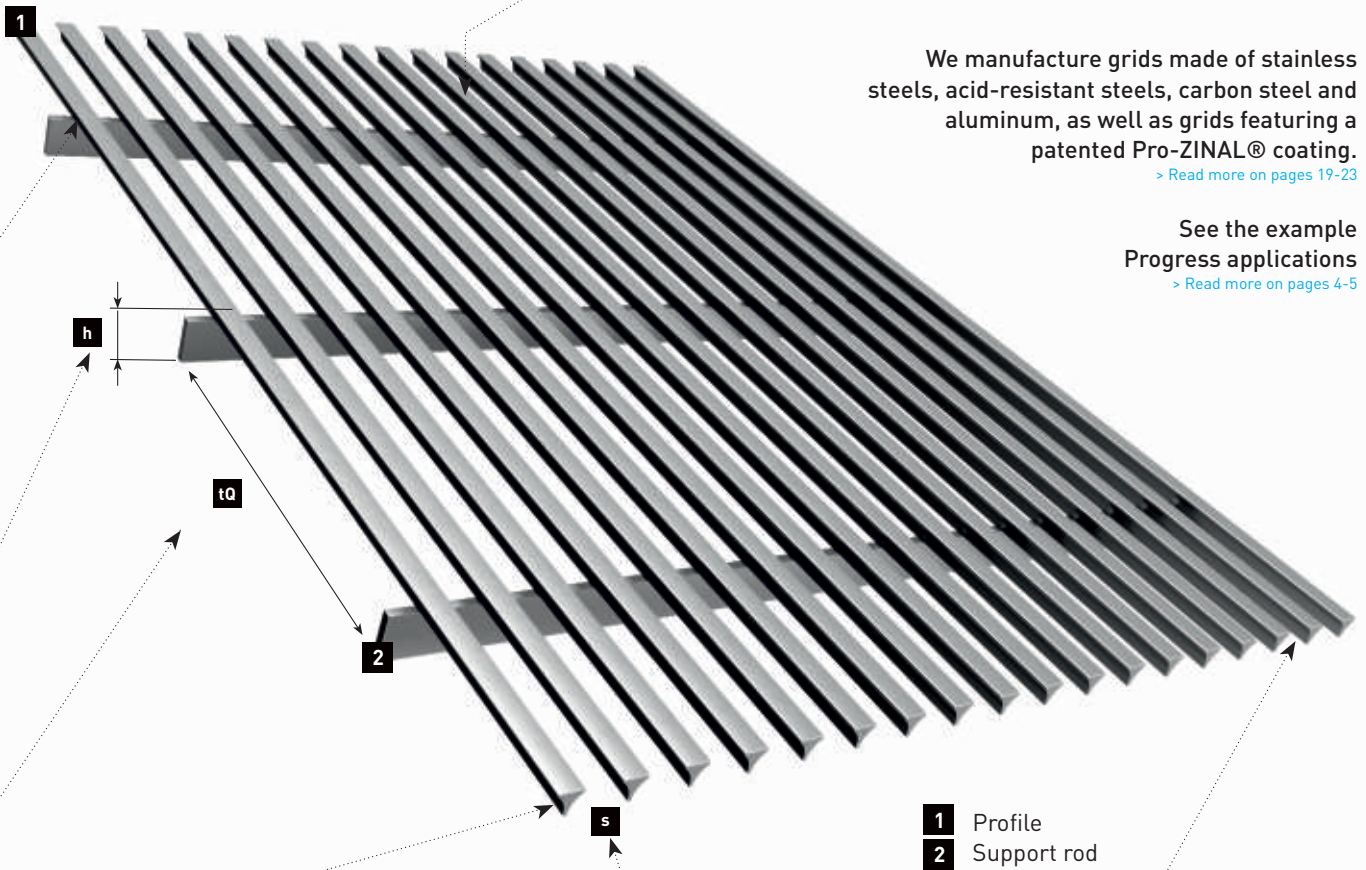
A modern design of SCREEN DECO® welded grids creates a novel visual effect, thus constituting an added value to the design.

Open area control

Comfort of use thanks to a high open area ratio combined with a relatively small slot size.

Functional structure

Functional design of the grid ensures an exceptional strength and ability to carry large loads.



We manufacture grids made of stainless steels, acid-resistant steels, carbon steel and aluminum, as well as grids featuring a patented Pro-ZINAL® coating.
[> Read more on pages 19-23](#)

See the example Progress applications
[> Read more on pages 4-5](#)

Special shape of the profiles

Special shape of the profiles makes it possible to minimise airflow resistance and ensures a self-cleaning ability of the grid.

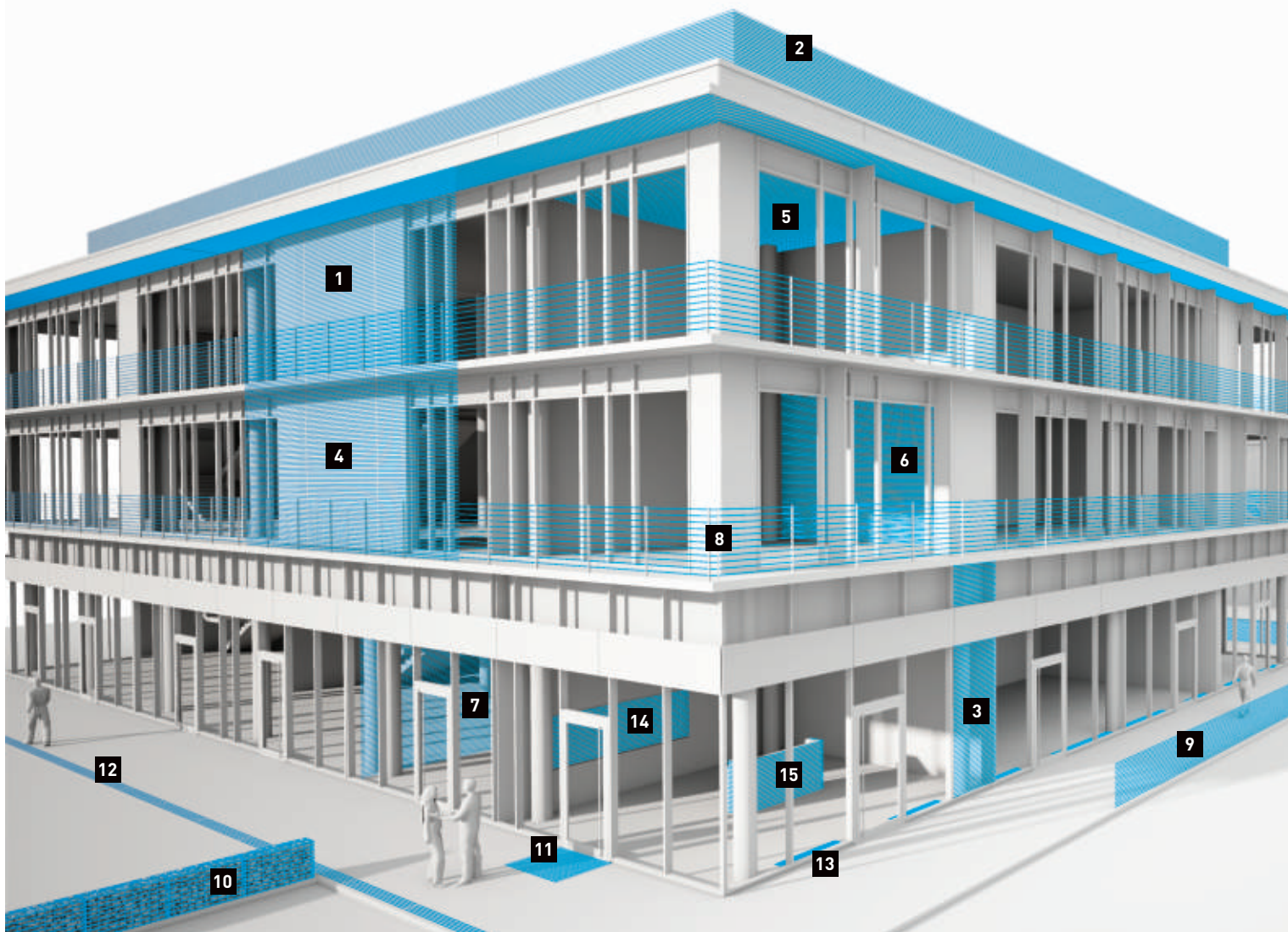
Precise slot size (s)

Slot size is adjusted to the required functionality. It is possible to obtain different slots within a single grid.

Perfect slot direction

In order to obtain a desired visual effect, it is possible to arrange the slots along the longer or the shorter side.

Discover design potential of architectural grids




Architectural grids Progress are ideal for both outdoor and indoor applications. Due to exceptional durability, high-quality materials used in their fabrication and cleanability, they are perfectly suited for places with heavy traffic and increased humidity.




Applications:

1. Facades
2. Canopy roofs and parapet walls
3. Sun protection
4. Illuminated facades
5. Metal ceilings
6. Wall coverings
7. Partition walls and curtains
8. Railings and balconies
9. Panel fences
10. Gabions and gabion fences
11. Scraper mats
12. Linear and curved drainage
13. Covers for trench heating and raised floor grids
14. Shields and enclosures
15. Furniture, advertising, etc.



Other applications may be created in acc. with a Progress design or technical documentation provided by the Customer.

[1-15] – photographs presenting the projects of Progress Architecture.
You can see more projects on our website: www.progressarch.co.uk



Standard designs of SCREEN DECO® welded grids



Standard designs of SCREEN DECO® welded grids
Use standard designs of SCREEN DECO®
welded grids. Specially adjusted dimensions and
technical parameters have been optimised with respect
to functionality, durability, and cost.

**Choose proven solutions for the applications
recommended by us.**



REFLEX Z04066

[> more: page 10,11](#)

Material:	Pro-ZINAL®	Profile:	Gz2,2
Open area	75 %	Support rod:	8,4x2
Slot (S):	6,6 mm	Grid height (h):	11,9+/-0,3 mm
Weight:	7,58 kg/m ²	tQ:	100 mm

Applications: Ceiling panels
Other profile and support rod combinations are also available.
[>> See the index of profiles and support rods on page 21](#)



REFLEX Z04070

[> more: page 11](#)

Material:	AISI 304	Profile:	Sb28
Open area	76 %	Support rod:	10x2
Slot (S):	7 mm	Grid height (h):	13+/-0,3 mm
Weight:	6,98 kg/m ²	tQ:	100 mm

Applications: Ventilation grids



LIGHT Z05060

[> more: page 12](#)

Material:	AISI 304	Profile:	Sb34
Open area	68,1 %	Support rod:	15x2
Slot (S):	6 mm	Grid height (h):	18,5+/-0,3 mm
Weight:	13,24 kg/m ²	tQ:	50 mm

Applications: Heating channel covers



ELIOS Z06066

[> more: page 13](#)

Material:	Pro-ZINAL®	Profile:	Sb42
Open area	66 %	Support rod:	8,4x2
Slot (S):	6,6 mm	Grid height (h):	13,4+/-0,3 mm
Weight:	12,52 kg/m ²	tQ:	100 mm

Applications: Plants support




ELIOS Z06070

[> more: page 13](#)

Material:	AISI 304, 316	Profile:	Sb42
Open area	67,3 %	Support rod:	10x2
Slot (S):	7 mm	Grid height (h):	15+/-0,3 mm
Weight:	13,98 kg/m ²	tQ:	50 mm

Applications: Heating channel covers, floor grids




RADIUS Z07065

> more: [page 14](#)

Material:	AISI 304	Profile:	Sa35
Open area	65 %	Support rod:	15x2
Slot (S):	6,5 mm	Grid height (h):	18+/-0,3 mm
Weight:	10,64 kg/m ²	tQ:	50 mm

Applications: Heating channel covers, floor grids

Other profile and support rod combinations are also available.
 >> See the index of profiles and support rods on page 21



RADIUS Z07115

> more: [page 14](#)

Material:	AISI 304	Profile:	Sa35
Open area	76,6 %	Support rod:	10x2
Slot (S):	11,5 mm	Grid height (h):	13+/-0,3 mm
Weight:	5,44 kg/m ²	tQ:	100 mm

Applications: Ceiling panels




RADIUS Z08070

> more: [page 15](#)

Material:	AISI 304	Profile:	Sa50
Open area	58,3 %	Support rod:	10x2
Slot (S):	7 mm	Grid height (h):	13+/-0,3 mm
Weight:	8,5 kg/m ²	tQ:	100 mm

Applications: Ceiling panels



RADIUS Z10080

> more: [page 16](#)

Material:	Pro-ZINAL [®]	Profile:	Sa45
Open area	62,4 %	Support rod:	8,4x2
Slot (S):	8 mm	Grid height (h):	11,6+/-0,3 mm
Weight:	7,61 kg/m ²	tQ:	100 mm

Applications: Ceiling panels



RADIUS Z10105

> more: [page 16](#)

Material:	Pro-ZINAL [®]	Profile:	Sa45
Open area	68,6 %	Support rod:	8,4x2
Slot (S):	10,5 mm	Grid height (h):	11,6+/-0,3 mm
Weight:	6,58 kg/m ²	tQ:	100 mm

Applications: Ceiling panels



RADIUS Z10155

> more: [page 16](#)

Material:	Pro-ZINAL [®]	Profile:	Sa45
Open area	76,5 %	Support rod:	8,4x2
Slot (S):	15,5 mm	Grid height (h):	11,6+/-0,3 mm
Weight:	5,25 kg/m ²	tQ:	100 mm

Applications: Ceiling panels




RADIUS Z10300

> more: [page 16](#)

Material:	Pro-ZINAL®	Profile:	Sa45
Open area	86,4 %	Support rod:	8,4x2
Slot (S):	30 mm	Grid height (h):	11,6+/-0,3 mm
Weight:	3,6 kg/m ²	tQ:	100 mm

Applications: Ceiling panels




FOBOS Z12050s

> more: [page 17](#)

Material:	AISI 304	Profile:	Sba50s
Open area	50 %	Support rod:	10x3
Slot (S):	5 mm	Grid height (h):	19,5+/-0,5 mm
Weight:	18,09 kg/m ²	tQ:	50 mm

Applications: Ceiling panels



FOBOS Z09050

> more: [page 17](#)

Material:	AISI 304	Profile:	Sba50
Open area	50 %	Support rod:	15x2
Slot (S):	5 mm	Grid height (h):	19,5+/-0,3 mm
Weight:	18,76 kg/m ²	tQ:	50 mm

Applications: Ceiling panels



ARRAS D08100

> more: [page 18](#)

Material:	Pro-ZINAL®	Profile:	D8
Open area	54 %	Support rod:	8,4x2
Slot (S):	10 mm	Grid height (h):	9,9+/-0,3 mm
Weight:	7,7 kg/m ²	tQ:	100 mm

Applications: Fence panels, plants support



ARRAS D08120

> more: [page 18](#)

Material:	Pro-ZINAL®	Profile:	D8
Open area	58,5 %	Support rod:	8,4x2
Slot (S):	12 mm	Grid height (h):	9,9+/-0,3 mm
Weight:	7,11 kg/m ²	tQ:	100 mm

Applications: Fence panels, facades, ceiling panels



ARRAS D10120

> more: [page 19](#)

Material:	Aluminium	Profile:	D10
Open area	54,5 %	Support rod:	10x2
Slot (S):	12 mm	Grid height (h):	11,5+/-0,3 mm
Weight:	2,6 kg/m ²	tQ:	100 mm

Applications: Fence panels, facades, ceiling panels

Other profile and support rod combinations are also available.

>> See the index of profiles and support rods on page 21



FLASH G01

[> more: page 20](#)

Material: Aluminium
Open area: 28,57 %
Slot (S): 8 mm
Weight: 6,01 kg/m²

Profile: T20
Support rod: 15x2
Grid height (h): 20 mm
tQ: 150 mm

Applications: Ceiling panels



FLASH G02

[> more: page 20](#)

Material: Aluminium
Open area: 61,9 %
Slot (S): 13 mm
Weight: 3,42 kg/m²

Profile: C8
Support rod: 15x2
Grid height (h): 20 mm
tQ: 150 mm

Applications: Ceiling panels



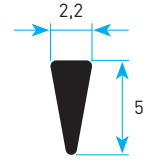
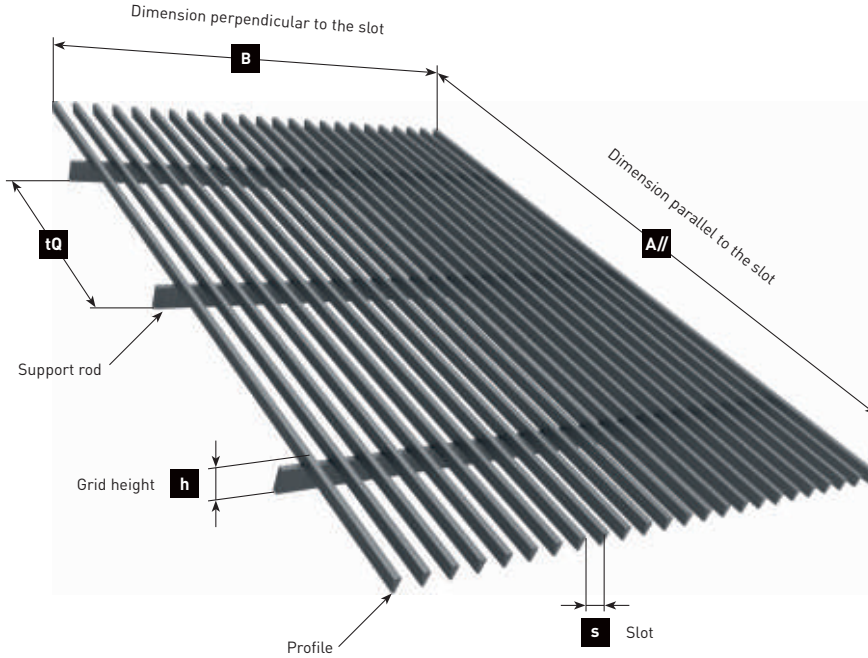
Standard variants of manufacturing

REFLEX Z04

SCREEN DECO® SCREEN DECO® welded grid made of GZ2,2-type profile wire



Profile Gz2,2



unit of measurement: [mm]
scale: 2,5:1

Applications

- Ceilings
- Balustrades
- Fences
- Ventilation
- Walls
- Covers
- Furnitures

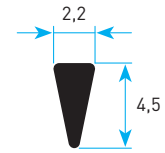
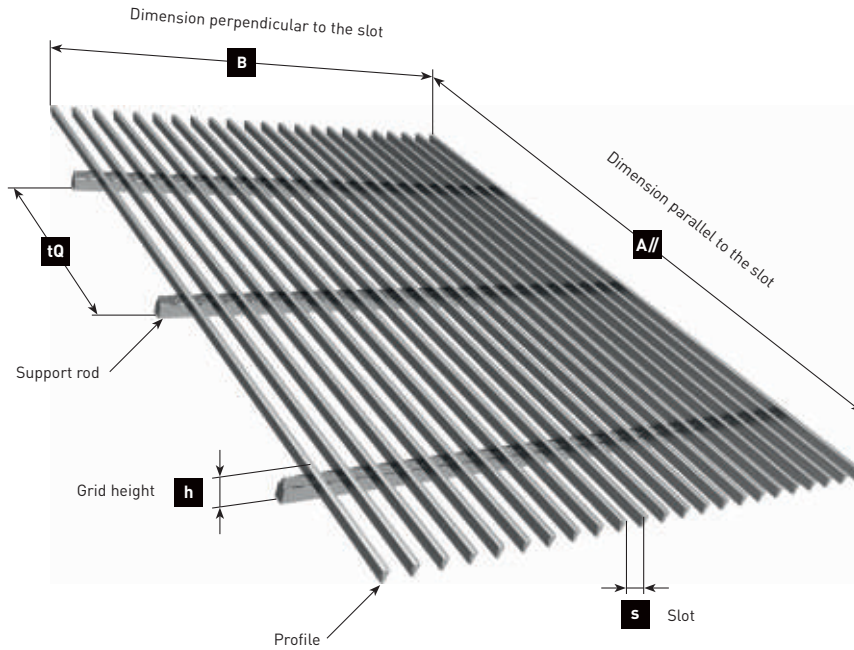
Standard variants of manufacturing - REFLEX Z04

Basic parameters				tQ 50			tQ 70	tQ 100			tQ 125	tQ 200		
Grid height [mm]	Material	Slot opening	Support rod	Max. dimension* A//xB [mm]	Basic parameters			Max. dimension* A//xB [mm]	Max. dimension* A//xB [mm]	Basic parameters			Max. dimension* A//xB [mm]	Max. dimension* A//xB [mm]
					s [mm]	Weight [kg/m ²]	Open area [%]			s [mm]	Weight [kg/m ²]	Open area [%]		
11,9	Pro-ZINAL®	5-30	8,4x2	3000//x4000 6000//x1600	10	7,14	81,9%	1400//x3800 6000//x1600	3000//x4000 6000//x1600	10	5,82	81,9%	2500//x3800	6000//x1600
					15	5,88	87,2%			15	4,56	87,2%		
					20	5,11	90%			20	3,79	90%		
8,5	Pro-ZINAL®	5-30	Gz2,2	3000//x4000	10	5,6	81,9%	1400//x3800	3000//x4000	10	5,06	81,9%	2500//x3800	2500//x3800
					15	4,34	87,2%			15	3,79	87,2%		
					20	3,57	90%			20	3,02	90%		

*Dimensions stated above are maximum manufacturing dimensions and do not take into account straightening and formatting.
Manufacturing tolerances: straightness +/- 3 mm/rm; flatness +/- 3 mm/rm; diagonals +/- 2 mm/rm



Profile Sb28



unit of measurement: [mm]
 scale: 2,5:1

Applications

- Ceilings
- Balustrades
- Fences
- Ventilation
- Walls
- Covers
- Furnitures

Standard variants of manufacturing - REFLEX Z04

Basic parameters				tQ 50			tQ 70	tQ 100			tQ 125	tQ 200		
Grid height [mm]	Material	Slot opening	Support rod	Max. dimension* A//xB [mm]	Basic parameters			Max. dimension* A//xB [mm]	Max. dimension* A//xB [mm]	Basic parameters			Max. dimension* A//xB [mm]	Max. dimension* A//xB [mm]
					s [mm]	Weight [kg/m ²]	Open area [%]			s [mm]	Weight [kg/m ²]	Open area [%]		
13	Stainless steel	2-15 (5-15)	10x2	3000//x4000 (6000//x1600)	5	10,17	69,4%	1400//x3800 (6000//x1600)	3000//x4000 (6000//x1600)	5	8,57	69,4	2500//x3800 (6000//x1600)	2500//x3800 (6000//x1600)
					8	8,12	78%			6,6	7,32	75		
					12	6,76	84,5%			10	5,71	81,9		
14	Stainless steel	5-10	11x2	3000//x4000 (6000//x1600)	6	9,64	73,1%	1400//x3800 (6000//x1600)	3000//x4000 (6000//x1600)	-	-	-	2500//x3800	6000//x1600
					-	-	-			-	-	-		
					-	-	-			-	-	-		
15	Stainless steel	5-10	12x2	3000//x4000 (6000//x1600)	6	9,96	73,1%	1400//x3800 (6000//x1600)	3000//x4000 (6000//x1600)	-	-	-	2500//x3800	6000//x1600
					-	-	-			-	-	-		
					-	-	-			-	-	-		
17,5	Stainless steel	5-10	14,5x2	3000//x4000 (6000//x1600)	6	10,76	73,1%	1400//x3800 (6000//x1600)	3000//x4000 (6000//x1600)	-	-	-	2500//x3800	6000//x1600
					-	-	-			-	-	-		
					-	-	-			-	-	-		
18	Stainless steel	5-10	15x2	3000//x4000 (6000//x1600)	5	11,77	69,4%	1400//x3800 (6000//x1600)	3000//x4000 (6000//x1600)	-	-	-	2500//x3800	6000//x1600
					-	-	-			-	-	-		
					-	-	-			-	-	-		
21	Stainless steel	5-10	16,5x2	3000//x4000 (6000//x1600)	6	11,4	73,1%	1400//x3800 (6000//x1600)	3000//x4000 (6000//x1600)	-	-	-	2500//x3800	6000//x1600
					-	-	-			-	-	-		
					-	-	-			-	-	-		
8	Stainless steel	2-15	Q35	3000//x4000	5	8,87	69,4%	1400//x3800 (2000//x2000)	3000//x4000	-	-	-	2500//x3800	2000//x2000
					8	6,82	78,4%			-	-	-		
					12	5,46	84,5%			-	-	-		
11	Stainless steel	2-15	Q55	3000//x4000	5	10,75	69,4%	1400//x3800	3000//x4000	-	-	-	2500//x3800	2000//x2000
					8	8,69	78,4%			-	-	-		
					12	7,34	84,5%			-	-	-		

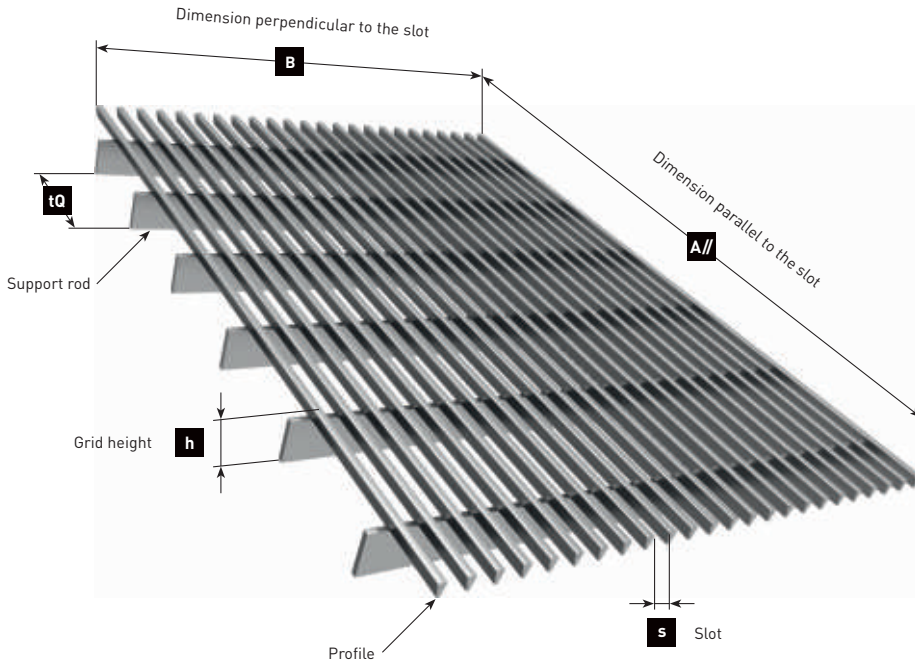
*Dimensions stated above are maximum manufacturing dimensions and do not take into account straightening and formatting.
 Manufacturing tolerances: straightness +/- 3 mm/rm; flatness +/- 3 mm/rm; diagonals +/- 2 mm/rm



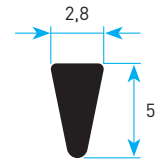
Standard variants of manufacturing

LIGHT Z05

SCREEN DECO® welded grid made of Sb34-type profile wire



Profile Sb34



unit of measurement: [mm]
scale: 2,5:1

Applications

- Facades
- Balustrades
- Drainage
- Floors

Standard variants of manufacturing - LIGHT Z05

Basic parameters				tQ 50			tQ 70	tQ 100			tQ 125	tQ 200		
Grid height [mm]	Material	Slot opening	Support rod	Max. dimension* A//xB [mm]	Basic parameters			Max. dimension* A//xB [mm]	Max. dimension* A//xB [mm]	Basic parameters			Max. dimension* A//xB [mm]	Max. dimension* A//xB [mm]
					s [mm]	Weight [kg/m²]	Open area [%]			s [mm]	Weight [kg/m²]	Open area [%]		
13,5	Stainless steel	2-15 (5-15)	10x2	3000//x4000 (6000//x1600)	5	12,87	64,1%	1400//x3800 (6000//x1600)	3000//x4000 (6000//x1600)	5	11,27	64,1	2500//x3800 (6000//x1600)	2500//x3800 (6000//x1600)
					8	10,22	74%			10	7,49	78,1		
					12	8,34	81%			-	-	-		
18,5	Stainless steel	2-15 (5-15)	15x2	3000//x4000 (6000//x1600)	5	14,47	64,1%	1400//x3800 (6000//x1600)	3000//x4000 (6000//x1600)	-	-	-	2500//x3800 (6000//x1600)	2500//x3800 (6000//x1600)
					8	11,82	74%			-	-	-		
					12	9,94	81%			-	-	-		
8,5	Stainless steel	2-15	Q35	3000//x4000	5	11,57	64,1%	2000//x2000 (1400//x3800)	3000//x4000	-	-	-	2500//x3800	2000//x2000
					8	8,93	74%			-	-	-		
					12	7,04	81%			-	-	-		
11,5	Stainless steel	2-15	Q55	3000//x4000	5	13,45	64,1%	1400//x3800	3000//x4000	-	-	-	2500//x3800	2000//x2000
					8	10,8	74%			-	-	-		
					12	8,91	81%			-	-	-		

*Dimensions stated above are maximum manufacturing dimensions and do not take into account straightening and formatting.
Manufacturing tolerances: straightness +/- 3 mm/rm; flatness +/- 3 mm/rm; diagonals +/- 2 mm/rm



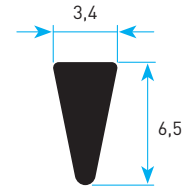
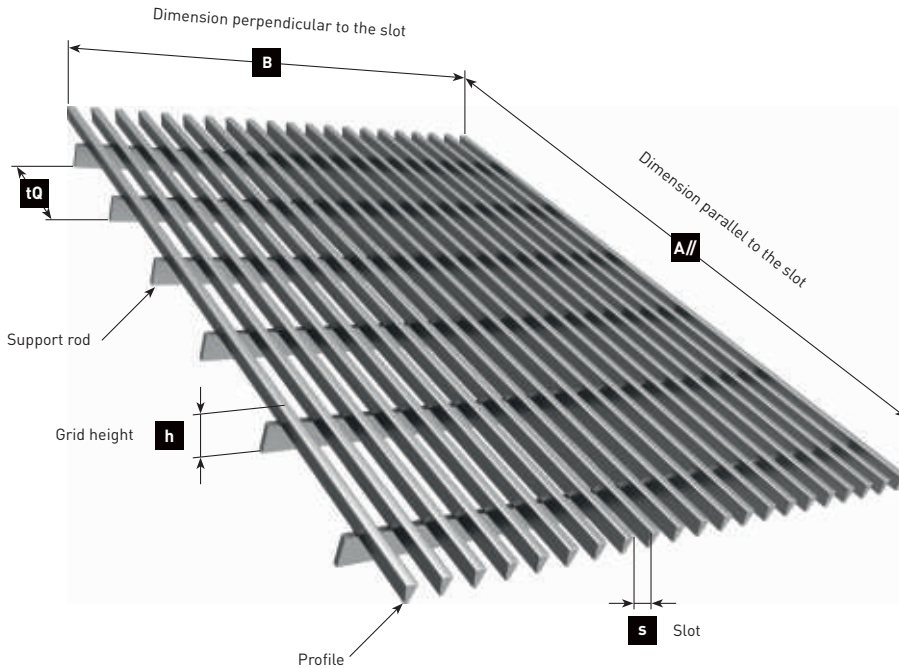
Standard variants of manufacturing

ELIOS Z06

SCREEN DECO® welded grid made of Sb42-type profile wire



Profile Sb42



unit of measurement: [mm]
scale: 2,5:1

Applications

- Facades
- Ceilings
- Balustrades
- Fences
- Drainage
- Ventilation
- Floors

Standard variants of manufacturing - ELIOS Z06

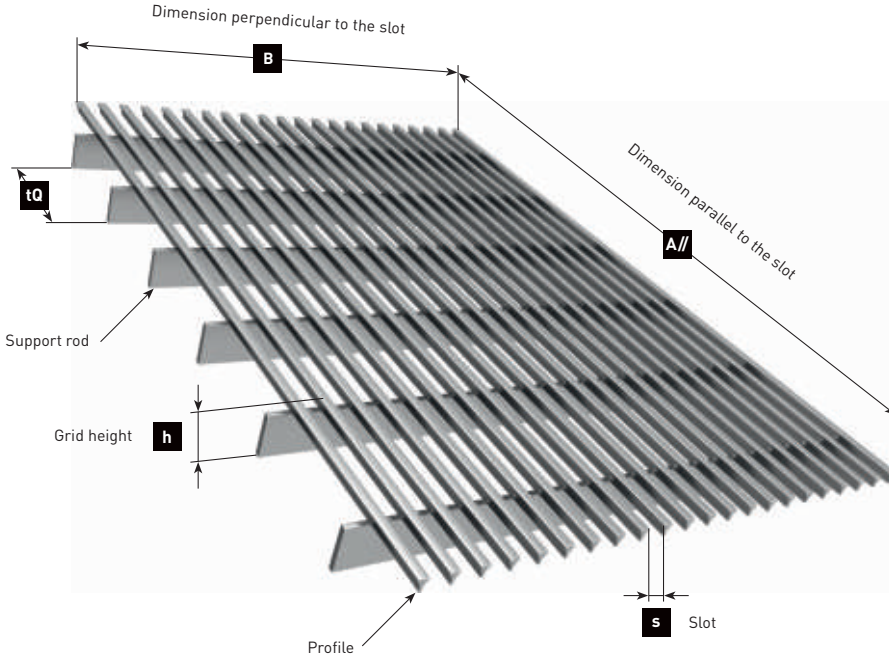
Basic parameters				tQ 50			tQ 70	tQ 100			tQ 125	tQ 200		
Grid height [mm]	Material	Slot opening	Support rod	Max. dimension* A//xB [mm]	Basic parameters			Max. dimension* A//xB [mm]	Max. dimension* A//xB [mm]	Basic parameters			Max. dimension* A//xB [mm]	Max. dimension* A//xB [mm]
					s [mm]	Weight [kg/m²]	Open area [%]			s [mm]	Weight [kg/m²]	Open area [%]		
13,4	Pro-ZINAL®	5-10	8,4x2	1000//x3800 6000//x1600	-	-	-	1400//x3800 6000//x1600	2000//x3800 6000//x1600	6,6	12,52	66%	2500//x3800 6000//x1600	2500//x3800 6000//x1600
					-	-	-			11,6	8,82	77,3%		
					-	-	-			-	-	-		
15	Stainless steel	5-20	10x2	3000//x4000 6000//x1600	6	15,41	63,8%	1400//x3800 6000//x2150	3000//x4000 6000//x1600	6	13,81	63,8%	2500//x3800	6000//x1600
					10	11,76	74,6%			10	10,16	74,6%		
					15	9,48	81,5%			-	-	-		
15	Carbon steel	5-50	10x2	6000//x1600	6	15,12	63,8%	6000//x1600	6000//x1600	6	13,55	63,8%	2500//x3800	6000//x1600
					10	11,54	74,6%			10	9,97	74,6%		
					15	9,3	81,5%			15	7,73	81,5%		
20	Stainless steel	5-15	15x2	1000//x3800 6000//x1600	5	18,38	59,5	1400//x3800 6000//x1600	3000//x4000 6000//x1600	-	-	-	2500//x3800	6000//x1600
					8	14,84	70,1%			-	-	-		
					12	12,22	77,9%			-	-	-		
25	Stainless steel	5-15	20x2	1000//x3800 6000//x1600	8	16,44	70,1%	1400//x3800 6000//x1600	3000//x4000 6000//x1600	8	13,24	70,1%	2500//x3800	6000//x1600
					10	14,96	74,6			10	11,76	74,6%		
					12	13,82	77,9%			12	10,62	77,9%		
43	Stainless steel	5-15	38x3	1000//x3800 6000//x1600	5	31,82	59,5%	1400//x3800 6000//x1600	3000//x4000 6000//x1600	8	19,16	70,1%	2500//x3800	6000//x1600
					10	26,8	74,6%			10	17,68	74,6%		
					12	25,66	77,9%			12	16,54	77,9%		
45	Stainless steel	5-15	40x3	1000//x3800 6000//x1600	8	29,24	70,1%	6000//x1600	3000//x4000 6000//x1600	8	19,64	70,1%	6000//x1600	6000//x1600
					10	27,76	74,6%			10	18,16	74,6%		
					12	26,62	77,9%			12	17,02	77,9%		
11,5	Stainless steel	5-15	42Sb	1000//x3800	7	13,24	67,3%	1400//x3800	2000//x3800	7	12,1	67,3%	2500//x3800	2500//x3800
					10	10,8	74,6%			10	9,7	74,6%		
					12	9,7	77,9%			12	8,56	77,9%		

*Dimensions stated above are maximum manufacturing dimensions and do not take into account straightening and formatting.
Manufacturing tolerances: straightness +/- 3 mm/rm; flatness +/- 3 mm/rm; diagonals +/- 2 mm/rm

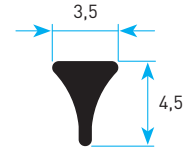


Standard variants of manufacturing RADIUS Z07

SCREEN DECO® welded grid made of Sa35-type profile wire



Profile Sa35



unit of measurement: [mm]
scale: 2,5:1

Applications

- Facades
- Ceilings
- Balustrades
- Fences
- Drainage
- Ventilation
- Floors
- Walls
- Covers
- Furnitures

Standard variants of manufacturing - RADIUS Z07

Basic parameters				tQ 50			tQ 70	tQ 100			tQ 125	tQ 200		
Grid height [mm]	Material	Slot opening	Support rod	Max. dimension* A//xB [mm]	Basic parameters			Max. dimension* A//xB [mm]	Max. dimension* A//xB [mm]	Basic parameters			Max. dimension* A//xB [mm]	Max. dimension* A//xB [mm]
					s [mm]	Weight [kg/m²]	Open area [%]			s [mm]	Weight [kg/m²]	Open area [%]		
13	Stainless steel	2-20 (5-20)	10x2	3000//x4000 (6000//x1600)	5	10,09	58,8%	1400//x3800 (6000//x1600)	3000//x4000 (6000//x1600)	6,5	7,44	65%	2500//x3800	(6000//x1600)
					10	7,52	74%			10	5,92	74%		
					15	6,35	81%			-	-	-		
13	Stainless steel	2-20 (5-20)	10x3	3000//x4000 (6000//x1600)	5	11,01	58,8%	1400//x3800 (6000//x1600)	3000//x4000 (6000//x1600)	-	-	-	2500//x3800	(6000//x1600)
					10	8,44	74%			-	-	-		
					15	7,27	81%			-	-	-		
18	Carbon steel	2-20 (5-20)	15x2	3000//x4000 (6000//x1600)	5	11,69	58,8%	1400//x3800 (6000//x1600)	3000//x4000 (6000//x1600)	-	-	-	2500//x3800	(6000//x1600)
					10	9,12	74%			-	-	-		
					15	7,95	81%			-	-	-		
23	Stainless steel	2-20 (5-20)	20x2	3000//x4000 (6000//x1600)	5	13,29	58,8%	1400//x3800 (6000//x1600)	3000//x4000 (6000//x1600)	-	-	-	2500//x3800	(6000//x1600)
					10	10,72	74%			-	-	-		
					15	9,55	81%			-	-	-		

*Dimensions stated above are maximum manufacturing dimensions and do not take into account straightening and formatting.
Manufacturing tolerances: straightness +/- 3 mm/rm; flatness +/- 3 mm/rm; diagonals +/- 2 mm/rm



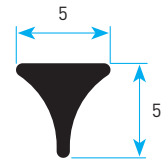
Standard variants of manufacturing

RADIUS Z08

SCREEN DECO® welded grid made of Sa50-type profile wire



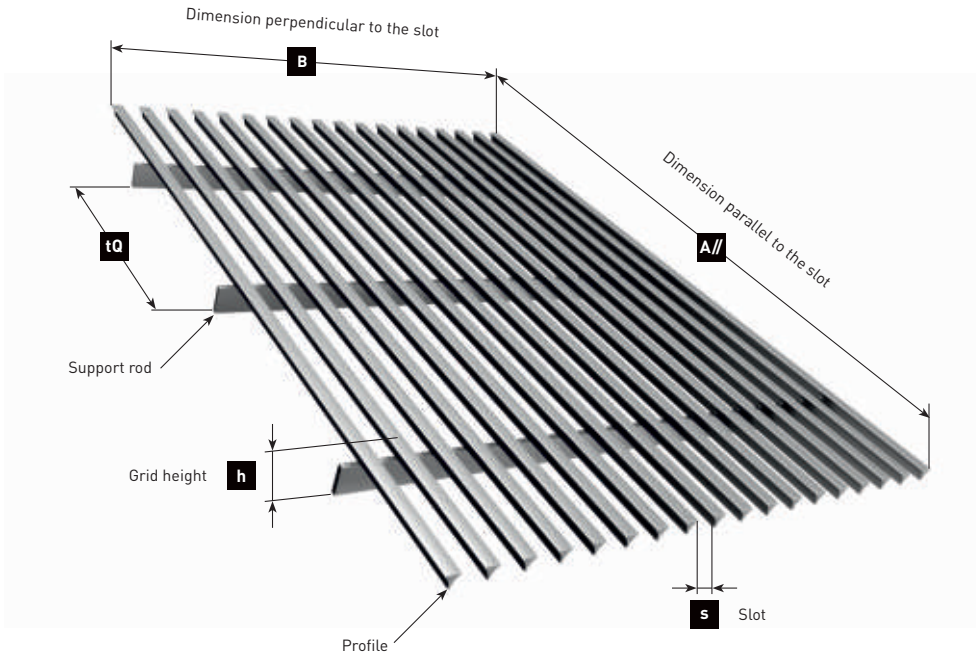
Profile Sa50



unit of measurement: [mm]
scale: 2,5:1

Applications

- Facades
- Ceilings
- Balustrades
- Fences
- Drainage
- Ventilation
- Floors
- Walls
- Covers
- Furnitures



Standard variants of manufacturing - RADIUS Z08

Basic parameters				tQ 50			tQ 70	tQ 100			tQ 125	tQ 200		
Grid height [mm]	Material	Slot opening	Support rod	Max. dimension* A//xB [mm]	Basic parameters			Max. dimension* A//xB [mm]	Max. dimension* A//xB [mm]	Basic parameters			Max. dimension* A//xB [mm]	Max. dimension* A//xB [mm]
					s [mm]	Weight [kg/m ²]	Open area [%]			s [mm]	Weight [kg/m ²]	Open area [%]		
13,5	Stainless steel	5-10	10x2	3000//x4000 6000//x1600	5	11,64	50%	1400//x3800 6000//x1600	3000//x4000 6000//x1600	5	10,04	50%	2500//x3800	6000//x1600
					8	9,7	61,5%			7	8,61	58,3%		
					12	8,18	70,6%			-	-	-		
13,5	Carbon steel	5-20	10x2	1000//x3800 6000//x1600	6	10,68	54,5%	1400//x3800 6000//x1600	2000//x3800 6000//x1600	6	9,11	54,5%	2500//x3800	6000//x1600
					10	8,69	66,6%			10	7,12	66,6%		
					15	7,28	75%			15	5,71	75%		
13,5	Stainless steel	5-15	10x3	3000//x4000 6000//x1600	5	12,56	50%	1400//x3800 6000//x1600	3000//x4000 6000//x1600	-	-	-	2500//x3800	6000//x1600
					8	10,62	61,5%			-	-	-		
					12	9,1	70,6%			-	-	-		
18,5	Stainless steel	5-15	15x2	3000//x4000 6000//x1600	5	13,24	50%	1400//x3800 6000//x1600	3000//x4000 6000//x1600	-	-	-	2500//x3800	6000//x1600
					8	11,3	61,5%			-	-	-		
					12	9,78	70,6%			-	-	-		
23,5	Stainless steel	5-15	20x2	3000//x4000 6000//x1600	8	12,9	61,5%	1400//x3800 6000//x1600	3000//x4000 6000//x1600	8	9,7	61,5%	2500//x3800	6000//x1600
					10	12,05	66,6%			10	8,85	66%		
					12	11,38	70,6%			12	8,18	70,6%		
41,5	Stainless steel	5-15	38x3	3000//x4000 6000//x1600	8	24,74	61,5%	1400//x3800 6000//x1600	3000//x4000 6000//x1600	8	15,62	61,5%	2500//x3800	6000//x1600
					10	23,89	66,6%			10	14,77	66,6%		
					12	23,22	70,6%			12	14,1	70,6%		
43,5	Stainless steel	5-15	40x3	3000//x4000 6000//x1600	8	25,7	61,6%	6000//x1600	3000//x4000 6000//x1600	8	16,1	61,5%	6000//x1600	6000//x1600
					10	24,85	66,6%			10	15,25	66,6%		
					12	24,18	70,6%			12	14,58	70,6%		
10	Carbon steel	5-15	42Sb	3000//x4000	7	9,11	58,3%	1400//x3800	3000//x4000	7	7,99	58,3%	2500//x3800	2500//x3800
					10	7,79	66,6%			10	6,67	66,6%		
					12	7,13	70,6%			12	6,01	70,6%		

*Dimensions stated above are maximum manufacturing dimensions and do not take into account straightening and formatting.
Manufacturing tolerances: straightness +/- 3 mm/rm; flatness +/- 3 mm/rm; diagonals +/- 2 mm/rm



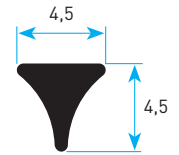
Standard variants of manufacturing

RADIUS Z10

SCREEN DECO® welded grid made of Sa45-type profile wire



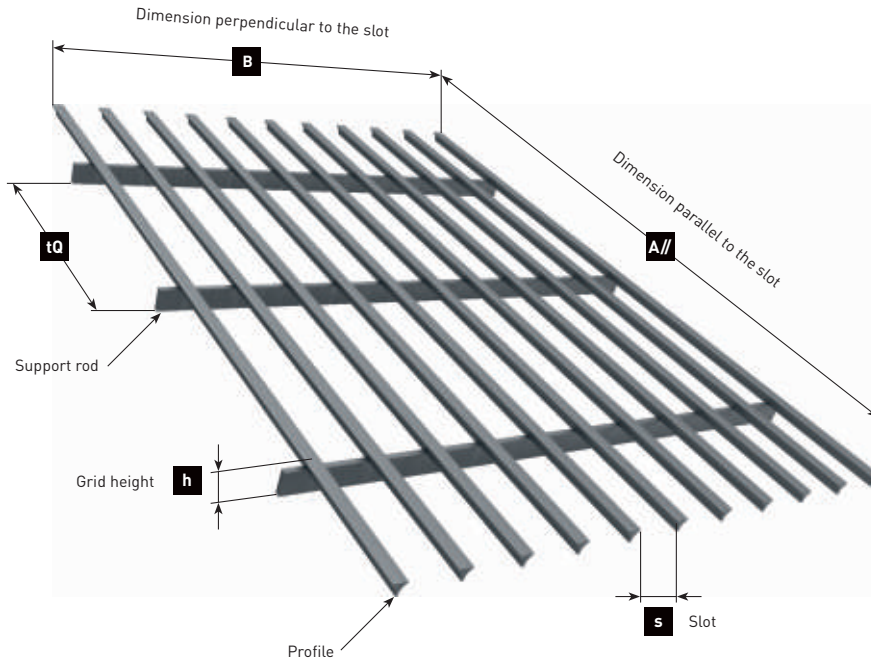
Profile Sa45



unit of measurement: [mm]
scale: 2,5:1

Applications

- Facades
- Ceilings
- Balustrades
- Fences
- Drainage
- Ventilation
- Floors
- Walls
- Covers
- Furnitures



Standard variants of manufacturing - RADIUS Z10

Basic parameters				tQ 50			tQ 70	tQ 100			tQ 125	tQ 200		
Grid height [mm]	Material	Slot opening	Support rod	Max. dimension* A//xB [mm]	Basic parameters			Max. dimension* A//xB [mm]	Max. dimension* A//xB [mm]	Basic parameters			Max. dimension* A//xB [mm]	Max. dimension* A//xB [mm]
					s [mm]	Weight [kg/m ²]	Open area [%]			s [mm]	Weight [kg/m ²]	Open area [%]		
11,5	Pro-ZINAL®	5-50	8,4x2	3000//x4000 6000//x1600	10	7,98	68%	1400//x3800 6000//x1600	3000//x4000 6000//x1600	10	6,66	68%	2500//x3800	6000//x1600
					15	6,65	76,1%			15	5,33	76,1%		
					20	5,86	80,9%			20	4,54	80,9%		

*Dimensions stated above are maximum manufacturing dimensions and do not take into account straightening and formatting.
Manufacturing tolerances: straightness +/- 3 mm/rm; flatness +/- 3 mm/rm; diagonals +/- 2 mm/rm



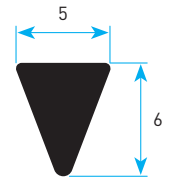
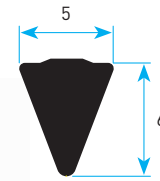
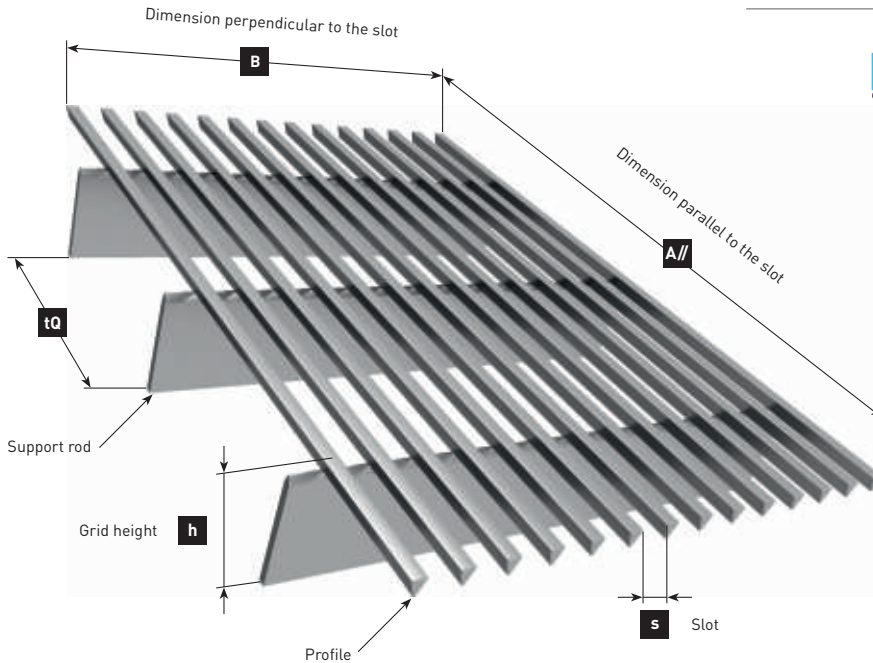
Standard variants of manufacturing

FOBOS Z09 / Z12

SCREEN DECO® welded grid made of Sba50, Sba50s-type profile wire



Profile Sba50s Profile Sba50



unit of measurement: [mm]
scale: 2,5:1

Applications

- Ceilings
- Balustrades
- Fences
- Drainage
- Floors

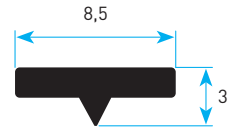
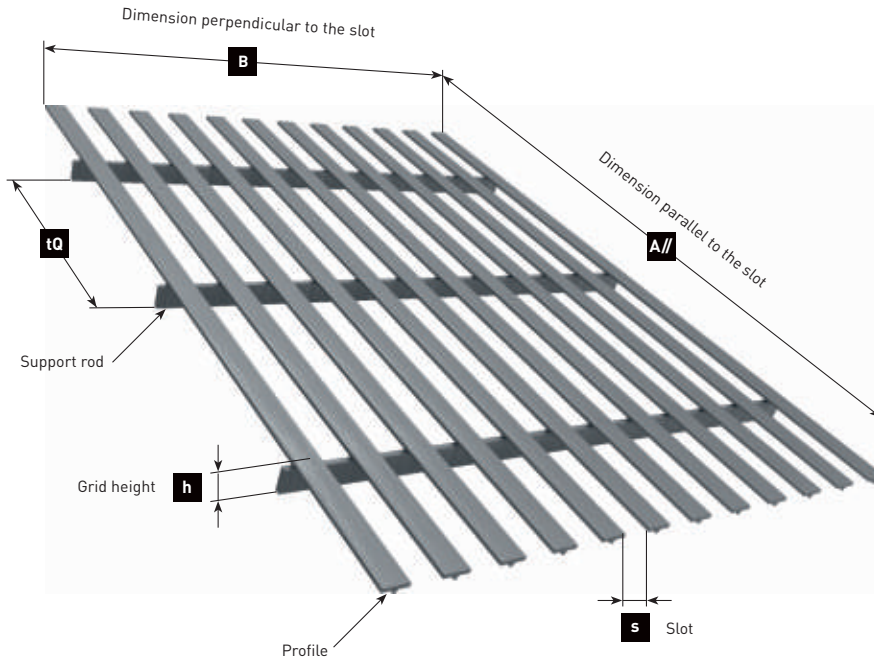
Standard variants of manufacturing - FOBOS Z09 / Z12

Basic parameters				tQ 50			tQ 70	tQ 100			tQ 125	tQ 200		
Grid height [mm]	Material	Slot opening	Support rod	Max. dimension* A//xB [mm]	Basic parameters			Max. dimension* A//xB [mm]	Max. dimension* A//xB [mm]	Basic parameters			Max. dimension* A//xB [mm]	Max. dimension* A//xB [mm]
					s [mm]	Weight [kg/m ²]	Open area [%]			s [mm]	Weight [kg/m ²]	Open area [%]		
14,5	Stainless steel	5-10	10x2	3000//x4000 6000//x1600	5	17,4	50%	1400//x3800 6000//x1600	3000//x4000 6000//x1600	5	15,8	50%	2500//x3800	6000//x1600
					-	-	-			7	13,39	58,3%		
					-	-	-			-	-	-		
24,5	Stainless steel	5-15	20x2	3000//x4000 6000//x1600	8	17,33	61,5%	1400//x3800 6000//x1600	3000//x4000 6000//x1600	8	14,13	61,5%	2500//x3800	6000//x1600
					10	15,91	66,6%			10	12,71	66,6%		
					12	14,78	70,6%			12	11,58	70,6%		
42,5	Stainless steel	5-15	38x3	3000//x4000 6000//x1600	8	29,17	61,5%	1400//x3800 6000//x1600	3000//x4000 6000//x1600	8	20,05	61,5%	2500//x3800	6000//x1600
					10	27,75	66,6%			10	18,63	66,6%		
					12	26,62	70,6%			12	17,5	70,6%		
44,5	Stainless steel	5-20	40x3	6000//x1600	8	30,13	61,5%	6000//x1600	3000//x4000 6000//x1600	8	20,53	61,5%	6000//x1600	6000//x1600
					10	28,71	66,6%			10	19,11	66,6%		
					12	28,58	70,6%			12	17,98	70,6%		

*Dimensions stated above are maximum manufacturing dimensions and do not take into account straightening and formatting.
Manufacturing tolerances: straightness +/- 3 mm/m; flatness +/- 3 mm/m; diagonals +/- 2 mm/m



Profile D8



unit of measurement: [mm]
 scale: 2,5:1

Applications

- Facades
- Ceilings
- Balustrades
- Fences
- Walls
- Covers
- Furnitures

Standard variants of manufacturing - ARRAS D08

Basic parameters				tQ 50	tQ 70	tQ 100			tQ 125	tQ 200	
Grid height [mm]	Material	Slot opening	Support rod	Max. dimension* A//xB [mm]	Max. dimension* A//xB [mm]	Max. dimension* A//xB [mm]	Basic parameters			Max. dimension* A//xB [mm]	Max. dimension* A//xB [mm]
							s [mm]	Weight [kg/m ²]	Open area [%]		
10,2 +/-0,3	Pro-ZINAL®	5-50	8,4x2	1000//x3800 6000//x2000	1400//x3800 6000//x2000	2000//x3800 6000//x2000	5	10,07	37%	2500//x3800 6000//x2000	6000//x2000
							12	7,11	58,5%		
							20	5,46	70%		
10,2 +/-0,3	Carbon steel	5-50	10x2	1000//x3800 6000//x2000	1400//x3800 6000//x2000	2000//x3800 6000//x2000	5	10,32	37%	2500//x3800 6000//x2000	6000//x2000
							12	7,36	58,5%		
							20	5,71	70%		

*Dimensions stated above are maximum manufacturing dimensions and do not take into account straightening and formatting.
 Manufacturing tolerances: straightness +/- 3 mm/rm; flatness +/- 3 mm/rm; diagonals +/- 2 mm/rm



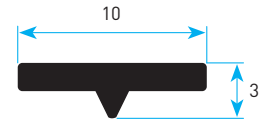
Standard variants of manufacturing

ARRAS D10

SCREEN DECO® welded grid made of D10-type profile wire



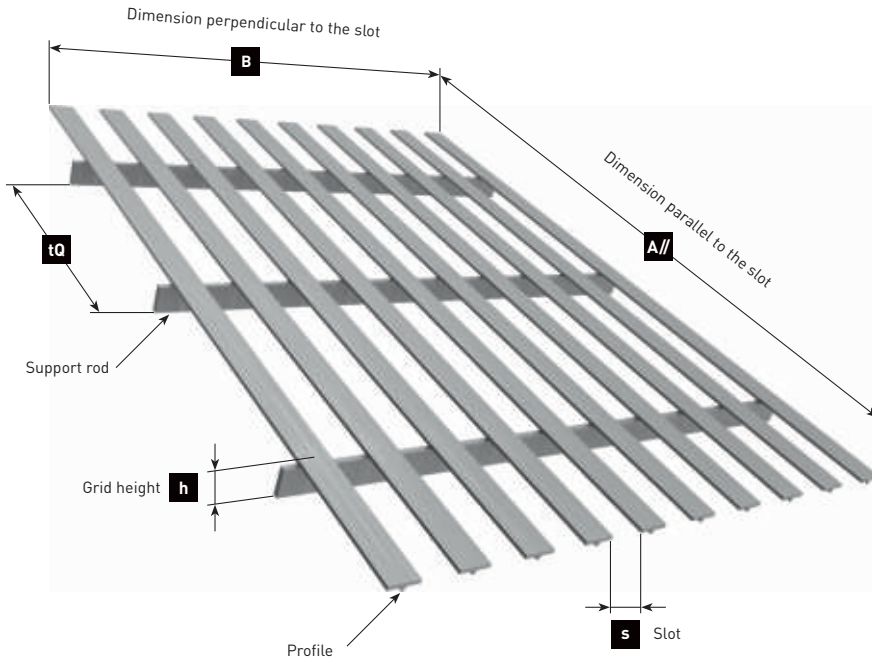
Profile D10



unit of measurement: [mm]
scale: 2,5:1

Applications

- Facades
- Fences
- Covers



Standard variants of manufacturing - ARRAS D10

Basic parameters				tQ 50	tQ 70	tQ 100			tQ 125	tQ 200				
Grid height [mm]	Material	Slot opening	Support rod	Max. dimension* A//xB [mm]	Max. dimension* A//xB [mm]	Max. dimension* A//xB [mm]	Basic parameters			Max. dimension* A//xB [mm]	Max. dimension* A//xB [mm]	Basic parameters		
							s [mm]	Weight [kg/m ²]	Open area [%]			s [mm]	Weight [kg/m ²]	Open area [%]
10,2 +/-0,3	Pro-ZINAL®	5-50	8,4x2	1000//x3800 6000//x2000	1400//x3800 6000//x2000	2000//x3800 6000//x2000	12	7,28	54,5%	2500//x3800 6000//x2000	6000//x2000	12	6,62	54,5%
							20	5,72	66,6%			25	4,42	71,4%
							25	5,08	71,4%			50	2,86	83,3%
11,8	Carbon steel	5-50	10x2	1000//x3800 6000//x2000	1400//x3800 6000//x2000	-	12	7,53	54,5%	2500//x3800 6000//x2000	6000//x2000	5	9,46	33,3%
							20	5,97	66,6%			12	6,74	54,5%
							25	5,33	71,4%			20	5,19	66,6%
11,8	Aluminum	5-50	10x2	-	-	2000//x3800 6000//x600	12	2,59	54,5%	2500//x3800 6000//x600	2500//x3000 6000//x600	12	2,32	54,5%
							20	2,05	66,6%			25	1,56	71,4%
							25	1,83	71,4%			50	1,03	83,3%

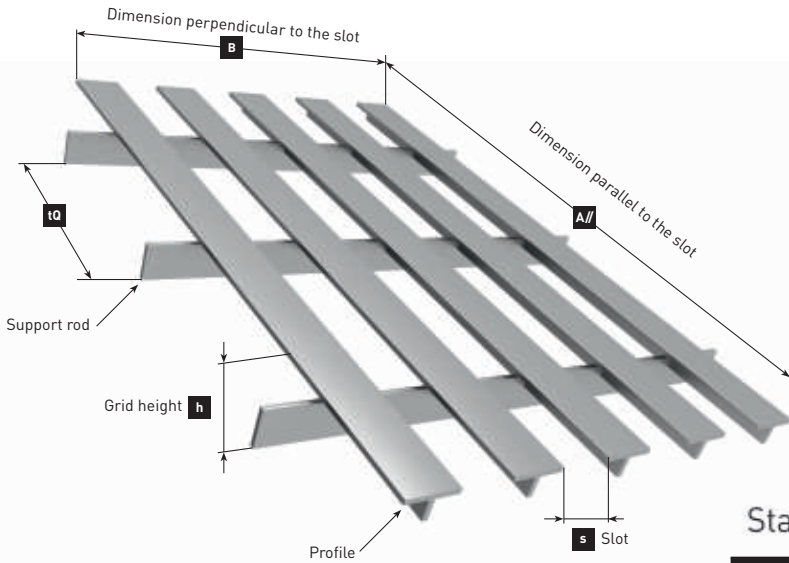
*Dimensions stated above are maximum manufacturing dimensions and do not take into account straightening and formatting.
Manufacturing tolerances: straightness +/- 3 mm/m; flatness +/- 3 mm/m; diagonals +/- 2 mm/m



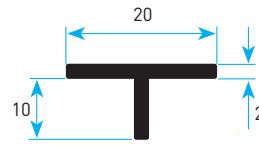
Standard variants of manufacturing

Flash G01

SCREEN DECO® welded grid made of T20-type profile wire



Profile T20



unit of measurement: [mm]
scale: 2,5:1

Applications

- Facades
- Ceilings
- Balustrades
- Fences
- Walls
- Covers

Standard variants of manufacturing - FLASH G01 T20

Basic parameters				tQ 150			
Gitterhöhe [mm]	Material	Slot opening	Support rod	Max. dimension* A//xB [mm]	Basic parameters		
					s [mm]	Weight [kg/m²]	Open area [%]
20	Aluminium	8-50	15x2	1200//x1197	8	6,01	28,57%

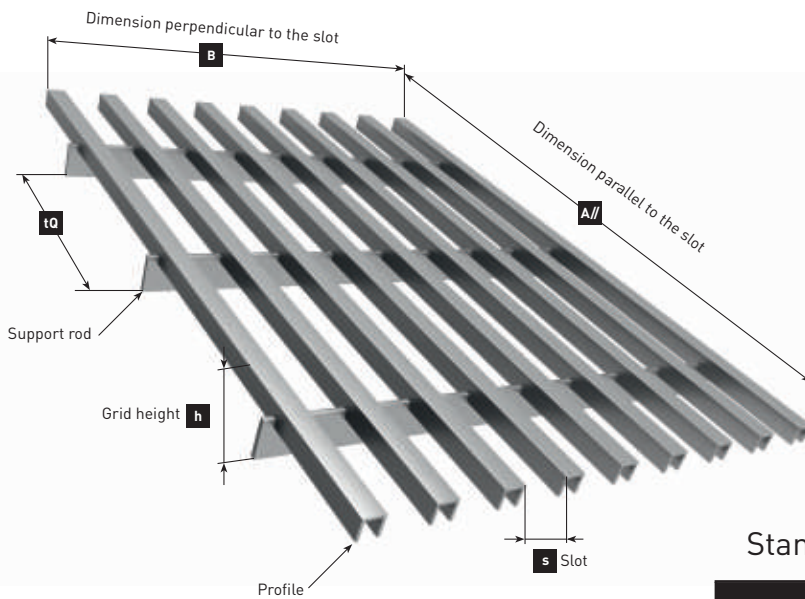
*Dimensions stated above are maximum manufacturing dimensions and do not take into account straightening and formatting.
Manufacturing tolerances: straightness +/- 3 mm/rm; flatness +/- 3 mm/rm; diagonals +/- 2 mm/rm



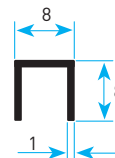
Standard variants of manufacturing

Flash G02

SCREEN DECO® welded grid made of C8-type profile wire



Profile C8



unit of measurement: [mm]
scale: 2,5:1

Applications

- Facades
- Ceilings
- Balustrades
- Fences
- Walls
- Covers

Standard variants of manufacturing - FLASH G01 C8

Basic parameters				tQ 150			
Gitterhöhe [mm]	Material	Slot opening	Support rod	Max. dimension* A//xB [mm]	Basic parameters		
					s [mm]	Weight [kg/m²]	Open area [%]
20	Aluminium	13-50	15x2	1200//x1197	13	3,42	61,9%

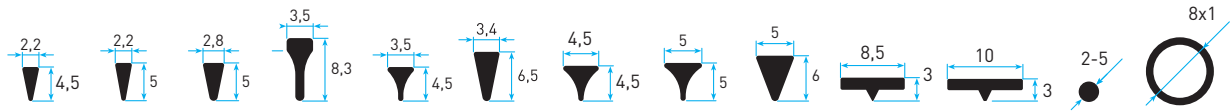
*Dimensions stated above are maximum manufacturing dimensions and do not take into account straightening and formatting.
Manufacturing tolerances: straightness +/- 3 mm/rm; flatness +/- 3 mm/rm; diagonals +/- 2 mm/rm

Is an individual product what you need? Are you searching for a solution beyond standard designs and manufacturing variants?

See our production programme, and we will surely find a solution that suits you. As a specialist manufacturer, we have extensive experience in designing and manufacturing of welded grids and woven wire meshes for both individual architectural projects and a variety of OEM applications. **We offer professional advice on the selection of appropriate parameters for the grids (load-carrying capacity, flow, etc.).**

Profile

unit of measurement: [mm] / scale: 1:1

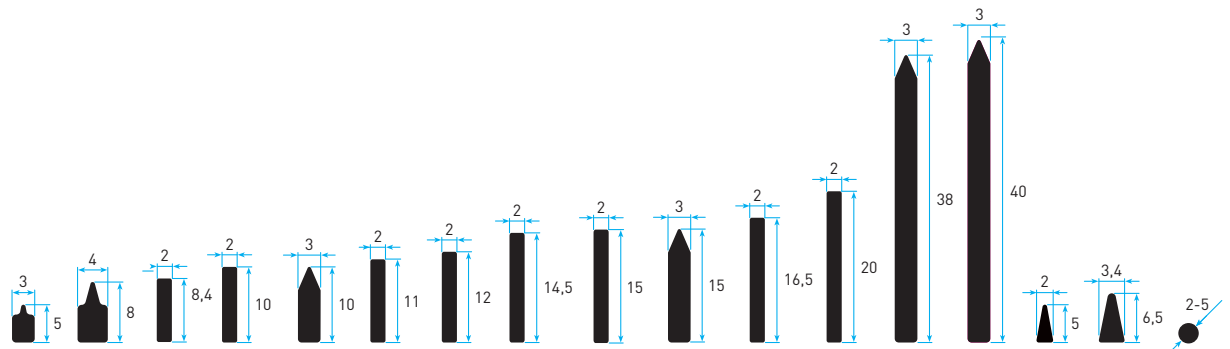


Material	Sb28	Gz2.2	Sb34	SaV35	Sa35	Sb42	Sa45	Sa50	Sba50*	D8	D10	R	Rb
AISI 304L	✓	✓	✓	✓	✓	✓		✓	✓	✓	✓	✓	✓
AISI 316L	✓	✓	✓	✓	✓	✓		✓	✓	✓	✓	✓	✓
Carbon steel	✓	✓	✓	✓	✓	✓	✓	✓		✓	✓	✓	
Pro-ZINAL®	✓	✓	✓	✓	✓	✓	✓			✓	✓	✓	
Aluminum						✓				✓	✓	✓	

*Sba50s - only AISI 316L

Support rod














unit of measurement: [mm] / scale: 1:1



Material	Q35	Q55	8,4x2	10x2	10x3	11x2	12x2	14,5x2	15x2	15x3	16,5x2	20x2	38x3	40x3	Gz2.2	Sb42	R
AISI 304L	✓	✓		✓	✓	✓	✓	✓	✓	✓	✓	✓	✓	✓		✓	✓
AISI 316L	✓	✓		✓	✓	✓	✓	✓	✓	✓	✓	✓	✓	✓		✓	✓
Carbon steel		✓		✓	✓	✓	✓	✓	✓		✓	✓				✓	✓
Pro-ZINAL®			✓												✓	✓	✓
Aluminum				✓											✓		✓

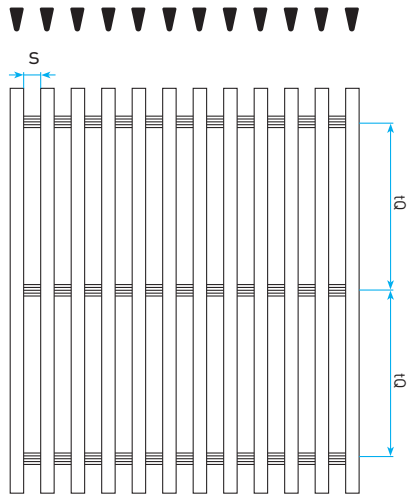
Available profile and support rod combinations

unit of measurement: [mm] / scale: 1:1

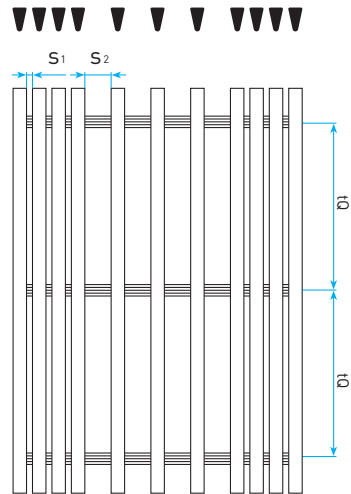
Profile / Support rod	Q35	Q55	8,4x2	10x2	10x3	11x2	12x2	14,5x2	15x2	15x3	16,5x2	20x2	38x3	40x3	Gz2.2	Sb42	R
	✓	✓	✓	✓	✓	✓	✓	✓	✓		✓	✓			✓	✓	
		✓	✓	✓	✓	✓	✓	✓	✓		✓	✓			✓	✓	
	✓	✓	✓	✓	✓	✓	✓	✓	✓	✓	✓	✓	✓	✓	✓	✓	✓
		✓	✓	✓	✓	✓	✓	✓	✓	✓	✓	✓	✓	✓	✓	✓	
	✓	✓		✓	✓	✓	✓	✓	✓	✓	✓	✓	✓	✓	✓	✓	
	✓	✓	✓	✓	✓	✓	✓	✓	✓	✓	✓	✓	✓	✓	✓	✓	✓
		✓	✓	✓	✓	✓	✓	✓	✓	✓	✓	✓	✓	✓	✓	✓	
	✓	✓		✓	✓	✓	✓	✓	✓	✓	✓	✓	✓	✓	✓	✓	
	✓	✓		✓	✓	✓	✓	✓	✓	✓	✓	✓	✓	✓	✓	✓	✓
	✓	✓	✓	✓	✓	✓	✓	✓	✓	✓	✓	✓	✓	✓	✓	✓	✓
	✓	✓	✓	✓	✓	✓	✓	✓	✓	✓	✓	✓	✓	✓	✓	✓	✓
			✓	✓	✓	✓	✓	✓	✓	✓	✓	✓	✓	✓		✓	✓
		✓		✓	✓	✓	✓	✓	✓	✓	✓	✓	✓	✓			

Profile configuration (examples)

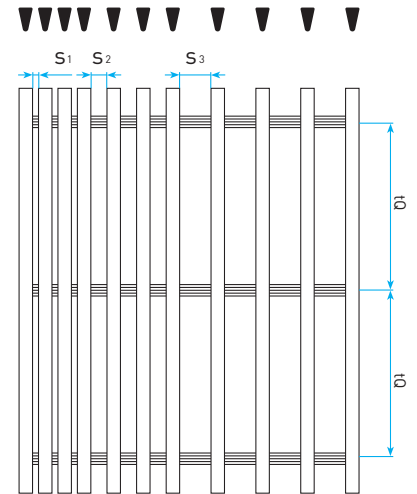
Profile configuration with constant slot size



Profile configuration with alternating bigger and smaller slots

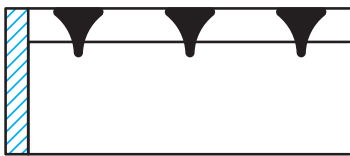


Profile configuration with increasing slot size

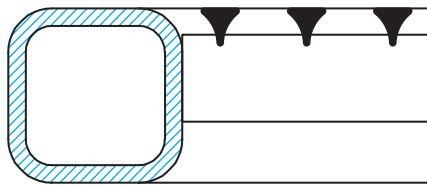


Ways of framing

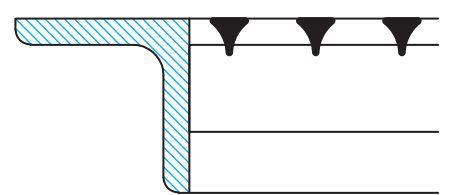
A. Flat bar



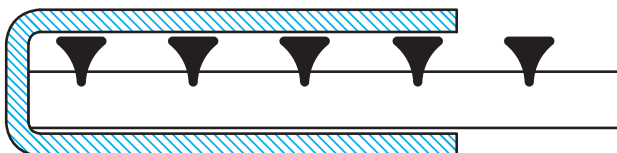
B. Closed profiles



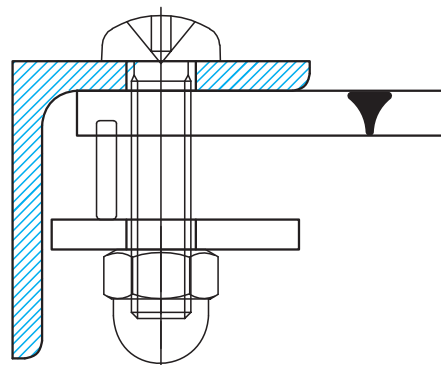
C. Angle bar




D. "U-type" profile



E. Angle bar and flat bar (bolted connection)




Surface finishes



Pickling and passivation


Pickling – is the most efficient and economic process of cleaning stainless steel surfaces of the residuals that can lead to corrosion. The pickling improves the appearance of the surface: smoothes out scratches and sharp edges, removes stains in welding or cutting points. Provides an adequate degree of surface preparation prior to more advanced processes of final processing of the product, such as passivation or electropolishing.

Passivation – gives the surface of the metal a thin oxide layer, which increases the resistance to chemical agents and provides passivity to weather conditions.




Electropolishing

Electropolishing - is the electrochemical processing of stainless steel in order to smooth out and polish the surface of the product and provides the additional corrosion protection. The advantage is the maintenance of even the most subtle elements of detail, but in microscopic scale surface is smoothed and polished. Thanks to that it gains an aesthetic appearance and it is easier to keep it clean. Correctly conducted process involves the deep anodic passivation which gives us a product of the highest quality surface and anti-corrosion protection.



Catophoresis

Catophoresis - is one of the best methods of protecting carbon steel products against corrosion. The advantages over other ways of coating starts at the time of the complex chemical treatment in the process of preparation of the surface, is continued in the cathophoresis process, and ends with soaking the products in the furnace. The cathophoresis process guarantee i.e. to obtain a wide range of coating thicknesses (from 15 to 40 μ), and excellent corrosion resistance (up to 1000 h in salt spray Chamber). Cathophoresis is also a great base for other finishes such as powder coating or spray painting.




Powder coating

Powder coating - is a process of imposing static particles (20-160 μm) of powder paint on the conductive surface of carbon steel or Pro-ZINAL[®] products. Then coated elements are heated to a temperature of 140-200° C, resulting in powder melting and polymerization. The coating is resistant to corrosion, chemicals, heat and mechanical damage. Powder coating can be made in any color according to RAL palette, type of finish: matte, satin, structure. It is possible to use special paints, for example: increased resistance to abrasion, antibacterial with hygienic certificate.



Ball peening

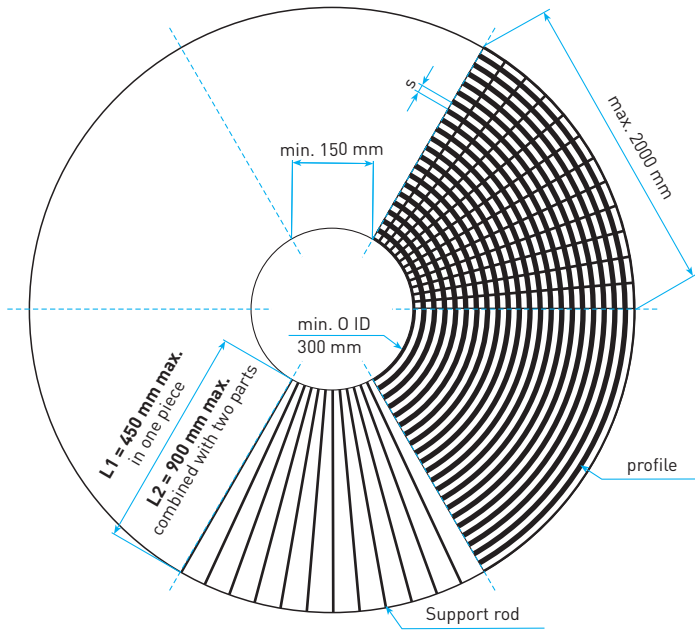
Ball peening - involves directing to the surface of the stainless steel product a stream of steel or glass balls with a diameter of a few tenths of a millimetre to several millimetres. Ball peening can be implemented to objects of irregular and complex shapes and achieve different degrees of roughness (class: Sa 1 to Sa 3).



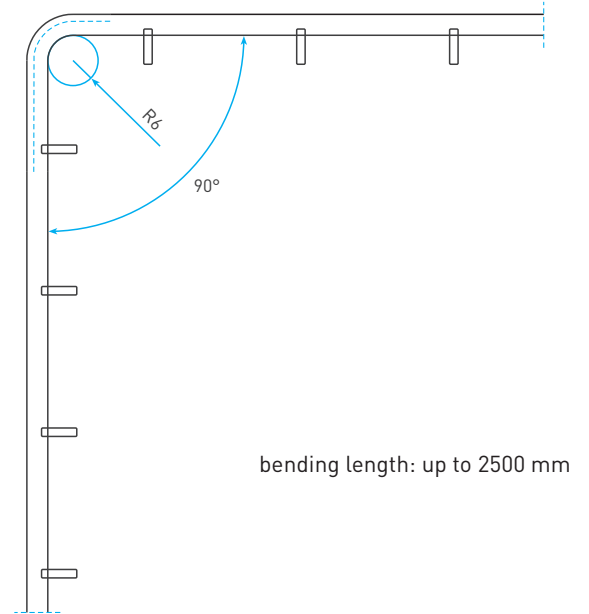
Zinc coating

Zinc coating - the process of imposition (often hot-dip or GALVANIC) of durable coating of zinc (from 15 to 85 μ) as a permanent protection against corrosion of carbon steel products used most often for externally. The advantage is to get a strong shell with high resistance to friction and impact. The product has a smooth and uniform coating that does not require maintenance. The disadvantage is the risk of deformation of the product and the need for treatment involving the removal of stains resulting from the process.

Radial grids



Bending in the vertical plane



Floor radial grid



Facade grid bent in the vertical plane

Material

Structure	DIN	AISI/ASTM	UNI/DIN	BS	Anfor	Branding
Stainless steel	1.4307	304 L	X2 CrNi 1811	304 S 12	Z 2 CN 18.10	
	1.4404	316 L	X2 CrNiMo 1712	316 S 12	Z 2 CND 17.12	
	1.4571	316 Ti	X6 CrNiMoTi 1712	320 S 31	Z 6 CNDT 17.12	
Carbon steel*	1.0038	A570 Gr 30	-	Fe 360 B FU	E 24 - 2NE	-
	1.0038	A570 Gr 30	-	Fe 360 B FU	E 24 - 2NE	-
Pro-ZINAL®	Carbon steel with Al+Zn-Coating					-
Aluminum	Series 5000, Series 6000					

* Manufacturing in other steel grades requires individual arrangements

Recommended use of profiles

	Facades	Ceilings	Balustrades	Fences	Drainage	Ventilation	Floors	Walls	Covers	Furnitures
ARRAS D8	✓	✓	✓	✓	-	-	-	✓	✓	✓
ARRAS D10	✓	-	-	✓	-	-	-	-	✓	-
REFLEX Gz2.2	-	✓	✓	✓	-	✓	-	✓	✓	✓
REFLEX Sb28	-	✓	✓	✓	-	✓	-	✓	✓	✓
LIGHT Sb34	✓	-	✓	-	✓	-	✓	-	-	-
RADIUS Sa35	✓	✓	✓	✓	✓	✓	✓	✓	✓	✓
ELIOS Sb42	✓	✓	✓	✓	✓	✓	✓	-	-	-
RADIUS Sa45	✓	✓	✓	✓	✓	✓	✓	✓	✓	✓
RADIUS Sa50	✓	✓	✓	✓	✓	✓	✓	✓	✓	✓
FOBOS Sba50	-	✓	✓	✓	✓	-	✓	-	-	-

Maximum load (kg/m²)

Support rod length (mm)															
tQ=50mm	100	200	300	400	500	600	700	800	900	1000	1100	1200	1300	1400	1500
10x2	8500	2150	750	315	160	90	-	-	-	-	-	-	-	-	-
15x2	19000	4800	2100	1050	550	315	200	135	-	-	-	-	-	-	-
20x2	34000	8500	3750	2100	1300	750	470	315	220	-	-	-	-	-	-
25x2	53000	13250	5900	3300	2100	1450	900	600	425	315	235	-	-	-	-
30x2	76500	19000	8500	4800	3050	2100	1550	1050	750	550	410	315	250	-	-
35x2	100000	26000	11500	6500	4150	2900	2100	1600	1200	850	650	500	395	315	-
40x2	135000	34000	15000	8500	5400	3700	2750	2100	1650	1300	950	750	590	475	380
40x3	200000	51000	22500	12500	8000	5500	4150	3150	2500	1950	1450	1100	850	700	550

Support rod length (mm)															
tQ=100mm	100	200	300	400	500	600	700	800	900	1000	1100	1200	1300	1400	1500
10x2	4250	1060	370	150	80	-	-	-	-	-	-	-	-	-	-
15x2	9550	2390	1060	530	270	150	100	-	-	-	-	-	-	-	-
20x2	17050	4260	1890	1060	650	370	230	150	-	-	-	-	-	-	-
25x2	26650	6660	2960	1660	1060	740	460	310	210	150	-	-	-	-	-
30x2	38350	9590	4260	2390	1530	1060	780	530	370	270	200	-	-	-	-
35x2	52250	13060	5800	3260	2090	1450	1060	810	600	430	320	250	190	-	-
40x3	102350	25590	11360	6390	4090	2840	2080	1590	1260	980	730	560	440	350	290

Adequate for pedestrian use

Progress Architecture for more than 25 years designs and manufactures steel meshes and grids, which are a response to the expectations of contemporary architecture. They provide new spatial, aesthetic and functional effects. They combine unique design with the versatility of applications. In the manufacturing process we use the most advanced technologies, providing exceptional durability and precision of execution of all products.



Progress Architecture

We are a dynamically developing enterprise with a strong position on the European market and high production and sales potential. We employ more than 200 qualified employees in three manufacturing plants in Poland, whose total area is over 20,000 m². We have our own representatives in the German market – Progress Siebe GmbH, and in the Czech market – Progress Moravia. We also own an extensive network of representatives and trading partners. Our products are supplied to virtually all markets of Western Europe, Eastern Europe, Scandinavia, Asia, and the USA.

The professional and experienced team of engineers, advanced technologies, and modern machinery guarantee highly competitive products of the highest-quality. Extensive experience, the Department for New Implementations, and our own research laboratory enable us to continuously introduce innovative solutions, which is confirmed by patents and industrial designs. Since 1996, we have been manufacturing our products on the basis of the Quality Management System compliant with the ISO 9001:2008 standard.

Innovations from the World of Architecture

Thanks to our experience in the execution of ambitious architectural projects, we make the most interesting solutions available to a wider group of users. For many years, we have been engaged in creating and placing on the market of system products in the form of DECO Metal Ceilings, METRO Panel Fences and VISION Gabion Fences, miniGABIONS, railings, ventilation grids, and floor grids. More on www.progressarch.com



Find us on:

